



# Integrated DC Power System

## Optimized for demanding power needs

Eltek Valere's *Integrated* DC Power System provides an industry-leading DC power system optimized for the demanding power needs of wireless communications and broadband access equipment. With up to two power shelves and two distribution panels, the *Integrated* DC Power System offers expanded options for power and distribution in a compact design.

## Applications

### Base transceiver stations

Ample current and distribution capacity to fully power up many 2G, 2.5G, 3G, GSM, GPRS, and PCS base stations.

### Metropolitan fiber rings

Plenty of power and distribution makes the Integrated Plant an ideal solution for powering termination points in Metro Fiber Rings. Customer premises and CEV based deployments benefit from space savings and scalability.

### Expansions and upgrades

Upgrading legacy power plants to handle Internet services can be a nightmare. The Integrated Plant provides an elegant solution that won't break your budget.

## The Eltek Valere Difference

### More room for revenue equipment

Accommodating up to 48 bullet style breakers in 533.4mm (21") of rack space, the Integrated DC Power System fits full-rack features in less than a half-rack of space.

### Reduced installation and maintenance costs

Highly powerful system controller and elegant product design make it easy to understand and simple to install.

### More productive workforce

A powerful remote management interface through Ethernet, SNMP, or Modem can make any workforce more productive.

### Better quality of service

92% efficiency and Advanced Battery Management result in reliable, trouble free networks.

See reverse side for specifications

# Integrated DC Power System

Document  
2052284 R4

## Additional Technical Specifications

- o 24V and 48V solutions
- o Flexible AC input, DC dist., and battery interfaces
- o Advanced digital control and communication

### Output Specifications

V series rectifiers	o 24V: 60A o 48V: 10A, 15A, 20A, 25A, 30A, 40A, 50A
Noise	20mV RMS, 10 Hz -20 MHz bandwidth
Regulation	+/- 1% over line, load, and temperature
Polarity	Universal, may be configured for positive or negative grounding

### Input Specifications

AC range	o Universal Line: 90 to 264 Vac (rectifiers up to 1250W) o High Line Only: 180 to 264 Vac (rectifiers > 1250W)
Power factor and THD	o >.98 for loads above 60% full load o Line Harmonics meet EN61000-3-2

### System Options

AC wiring types	Single, dual, or individual AC feeds (specific per system configuration)
AC wiring access	Front & rear access (specific per system configuration)
DC distribution options	o Bulk termination, circuit breakers, or fuses o LVD contactor for load or battery
Other options	Options for secondary DC/DC converters with distribution

### Operational and Environmental

Efficiency	o 48V: 92% typical for standard o 48V: 95% for high efficiency (HE) o 24V: 90% typical
Temperature range	o Storage: -40°C to +85°C o Operating temperature depends on rectifier and shelf deployed






### Control and Communications

BC-series controllers	o 16 Character front panel display o Battery float control with temperature compensation o Battery boost / equalize control o Three external and one internal temperature probes o Battery recharge and system current limit o Six programmable form-C relays o Up to eight external, programmable alarm inputs
Other options	o 10/100 LAN with HTTP, SNMP, Telnet o MODEM interface with VT100

### Mechanical

Dimensions	o Power Shelf Height: 87.6mm (3.45") (2RU) o Distribution Panel Height: 177.8mm (7") (4RU) o Width: Fits EIA standard 482.6mm (19") or 584.2mm (23") rack. See table below. o Depth: 381.0mm (15")
Weight	o Power Shelf: 6.8kg (15lbs) or less o Distribution Panel: 16.3kg (36lbs) o V-series Rectifier : 3.2kg (7lbs)

### Configuration Options

Shelf Configuration	Rack Width	Max. # of Rectifiers	Nominal Voltage	Distribution Options
	482.6mm (19")	4	48V	One or two distribution panels; up to 19 load or battery positions/panel
	482.6mm(19")	8	48V	One or two distribution panels; up to 19 load or battery positions/panel
	584.2mm(23")	5	48V	One or two distribution panels; up to 24 load or battery positions/panel
	584.2mm(23")	10	48V	One or two distribution panels; up to 24 load or battery positions/panel
	584.2mm(23")	10	24V	Two distribution panels; up to 48 load or battery positions/panel

### Agency Certifications

NEBS	Level 3
UL/CSA	Canada/US UL60950-1
VDE	EN60950-1
EMI/EMC	CISPR Class B conducted and radiated; 10V/M radiated susceptibility
CE	CE Mark

Specifications are subject to change without notice – refer to ordering guide for specific ordering information and available configurations